



2016-2017

Annual Report

LIU

LONG ISLAND UNIVERSITY

2016-2017

Annual Report

LIU is thriving during a period when many of its peers have struggled. We are charting an upward trajectory that has been recognized both for academic excellence and financial management.

During our fiscal year, which ended August 31, 2017, the University earned an **improved credit rating from Moody's** and reaffirmed its rating with **Standard & Poor's**, with a positive outlook issued from both rating agencies. In addition, more than \$93 million in institutional scholarships were provided to students.

LIU is thriving during a period when many of its peers have struggled. We are charting an upward trajectory that has been **recognized both for academic excellence and financial management**. With this momentum, our immediate focus is on strengthening academic programs; hiring and building talent; enhancing student academic excellence and achievement; and strengthening the University's brand.

Total operating **revenue exceeded \$358.1 million**. Total operating **expenses decreased to \$326.8 million**, generating

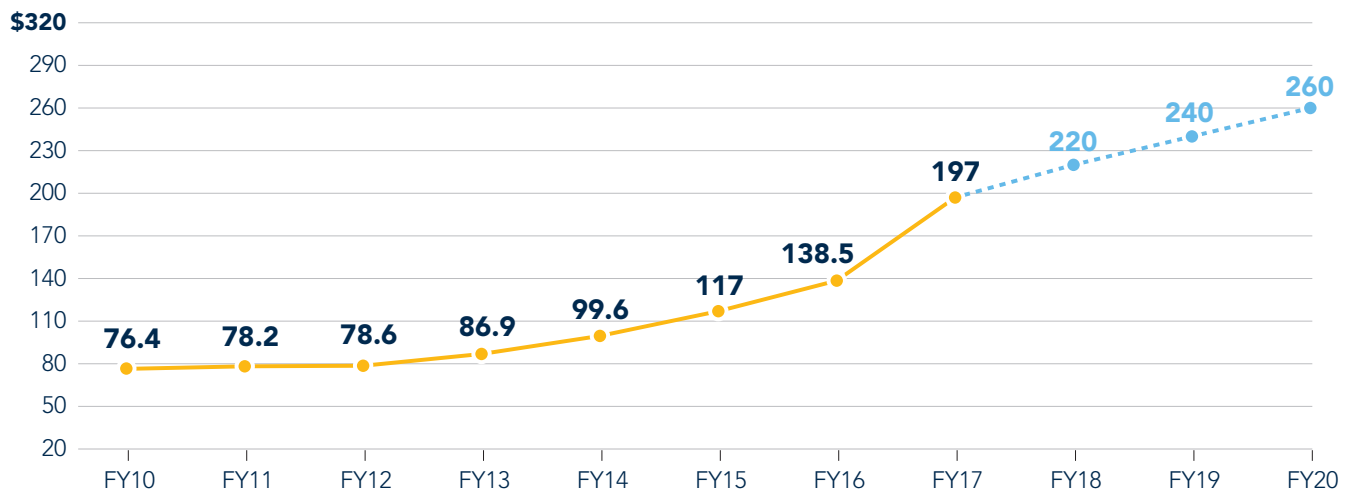
an operating surplus of approximately \$31.3 million. Net assets grew 15.5% to \$408.2 million from \$353.4 million over the previous year.

For the third consecutive year, **tuition rate increases were held at 2%**, fulfilling a commitment the University has pledged to its students through 2020. This rate adjustment for FY 2017 was well below regional and national averages (the average tuition increase at private universities nationwide was 3.7% in 2015-16).

Our endowment's fair market value was recorded at \$196.9 million on August 31, 2017. This total represents an increase of 42.2% over the value at August 31, 2016, and an increase of 157.8% from the same date in 2010. This growth has positioned the University to significantly exceed our goal of a **\$200 million endowment by 2020**.

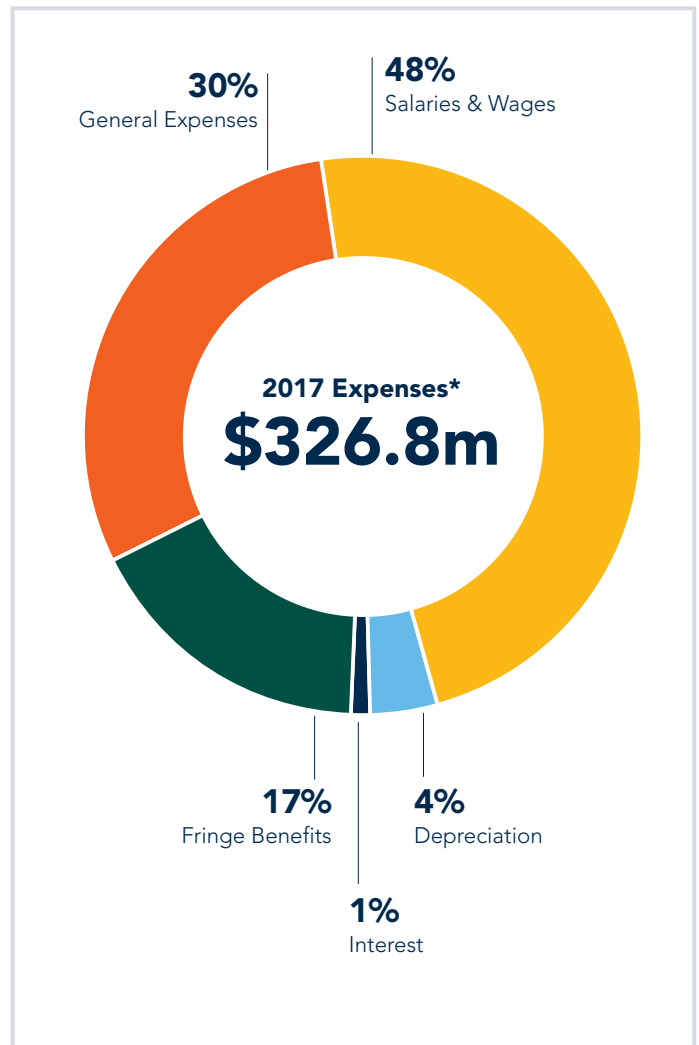
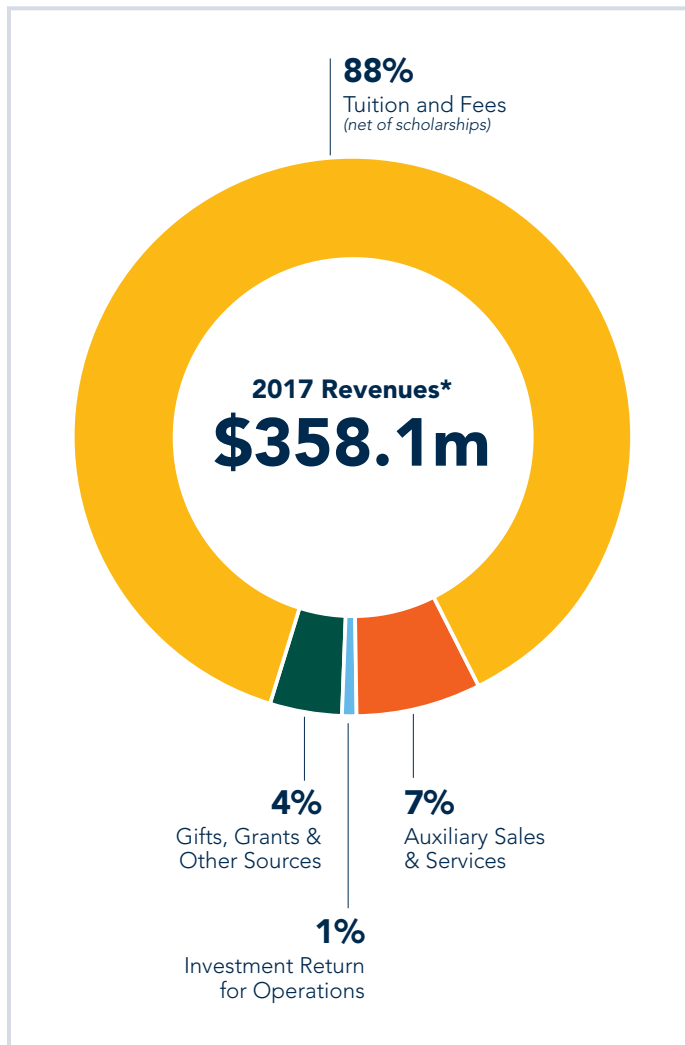
Fiscal Year 2010 thru Fiscal Year 2017 Actual Endowment Value

(Dollars in millions, with projections through Fiscal Year 2020)



Fiscal Year 2017 Revenue and Expenses

(Dollars in millions)



*Fiscal year ended August 31, 2017 (Unaudited)

LIU's **fundraising efforts in FY2017 took in approximately \$9.3 million**, compared to about \$8 million for FY2016 – a near 17% increase. This success made for a strong start to the University's capital campaign. As of the end of August, the University had amassed \$26 million in gifts and pledges toward its five-year goal of \$150 million.

We are grateful to our donors for their generous support to provide world-class programs and initiatives for all LIU students.